



TMFMS 25-26

SUCCESS TIPS

CENTER FOR GIFTED STUDIES



Grade Level and Course

MRS. BUSSE

HOW I USE CANVAS:

- CANVAS will guide students through how to set up their science notebook.
- It will also have lessons completed in class and additional resources to review science content studied in class if a lesson was missed or needs to be revisited.

HOW I USE FOCUS:

- A 0 or "NG" is an assignment that was not turned in and can be turned in or made up before the end of the quarter. It could mean a student was absent that day and needs to use the Wayground code embedded in the assignment to make up notes and the lesson missed.
- Focus also has comments & demerit information.

WHEN STUDENTS STRUGGLE:

Organization: Use canvas to set up science notebook and keep it updated.

Motivation: Science skills developed in class are also applicable to life. Asking questions and solving problems are skills that will help you in life!

Comprehension: Review lessons and content missed in CANVAS or using the Wayground App & codes from Focus.

Absences: Check Focus and look for 0 or NG assignments. They need to be made up.

HOMEWORK + ASSESSMENTS:

Homework will be assigned at least once a week. If it is a paper copy, must have a parent signature and is due the next day.

Additional assignments from classwork may be brought home and finished as homework if not finished in class.

CONTACT INFORMATION:

 busseb@pcsb.org

 Message me on Focus messenger!

MAKE UP WORK:

Students should check focus and make up any "0" or "NG" assignments. I will accept late work until two weeks before the end of the Quarter.

Grade Level and Course

MS. BARTLETT

HOW I USE CANVAS:

CANVAS contains lesson outlines, assignments, grades, notes, and support videos.

There is a calendar on the Home Page with links to lesson, classwork assignments, and homework assignments.

HOW I USE FOCUS:

FOCUS is used for grade and demerit reporting. Assignments will not appear in FOCUS until grades are entered.

Communications will also be sent through FOCUS to parent and student accounts.

WHEN STUDENTS STRUGGLE:

Organization: Use CANVAS Calendar

Motivation: Be reminded that this is a high school course needed for graduation.

Comprehension: Come in for extra help, watch teacher created and other videos.

Absences: Use the CANVAS calendar and get all materials from class file.

HOMEWORK + ASSESSMENTS:

- Homework is assigned everyday and checked for completion at the next class meeting. Homework Checks are collected upon each Module Test.
- Assessments will be given with the opportunity to complete corrections (able to earn up to half missed points)

CONTACT INFORMATION:



bartlettel@pcsb.org



Message me on Focus messenger!

MAKE UP WORK:

- Work will be accepted for full credit up to the day of the Unit Assessment.
- After Module Assessment, no late credit will be awarded for the missed assignment. Extended absences will be managed on a 1-to-1 basis.
- Check CANVAS for any missing assignments.
- Printed assignments, notes, foldables, etc. from missed classes will be in the Absent Work Folder for each class.

Grade Level and Course

MR. COCIO

HOW I USE CANVAS:

Many of our assignments are completed in Canvas within the MODULES tab. That is the only tab students use to make things simple for them. Some projects and presentations are submitted into canvas along with other assignments, videos w questions, etc.

HOW I USE FOCUS:

FOCUS is where students and parents will find the actual final grades for assignments, along with the current grade in the course.. NOT Canvas. Missing assignments are shown in Focus as an "M" and is counted as a zero.

WHEN STUDENTS STRUGGLE:

Organization: Students must keep an organized notebook for class. Students must bring their materials to class daily.


Due dates for assignments, projects, etc are always posted on the board and/or in Canvas.

HOMEWORK + ASSESSMENTS:

Each Science Unit has a summative test. A Midterm and Final Exam will also be given. Homework consists of any assignments or projects due that were not completed in time within class.

CONTACT INFORMATION:

 cociojo@pcsb.org

 Message me on Focus messenger!

MAKE UP WORK:

Students are responsible for making up missing work. No penalty for late work if sick or excused absence. Extra day given.

7th Grade English/Language Arts

MR. COLLORA

HOW I USE CANVAS:

Access and view our class slideshow for every single day of class throughout the year!

Resources like class readings, blank worksheets/handouts or grading rubrics and resources for extended projects and essays.

During class, complete quizzes, access other miscellaneous resources, and to submit digital assignments such as essays.

HOW I USE FOCUS:

Focus Messenger is the best way to contact me!

Additionally, Focus is where all grades will be posted with: Date of work/due date/ assignment parameters/ aligned standards.

Feedback will often be added to assignments in the gradebook! I try to be as specific as possible about any corrections needed. If I have not received any work I will comment "Missing Assignment"

WHEN STUDENTS STRUGGLE:

Organization: Always update your planner as the first step of each class day!

Motivation: Our class is difficult! Everyone gets stumped at some point! Just remember to try your best, and to always work through and then reflect on your struggles. That's when we learn the most!

Comprehension: Ask questions daily and check with Mr. Collora for feedback and general help. Be sure to take notes in your journal daily during our lesson reviews. If needed go back through our lesson reviews in the daily slideshows on Canvas and add to your notes.

Absences: Always view the daily slideshow whenever you miss a class! Please reach out to Mr. Collora if you will be/ have been absent for an extended time or do not know where to start with make-up work.


HOMEWORK + ASSESSMENTS:


Homework is posted daily on the "announcements" page of the daily slideshow as well as on the "Tonight's Homework Board" in the classroom.

Handouts and digital resources are posted in Canvas if needed.

Students should expect at least 1 homework assignment each school week.

CONTACT INFORMATION:

 colloram@pcsb.org

 Message me on Focus messenger!

MAKE UP WORK:

Classwork will be excused with absences; however, students are responsible for homework assigned on the day of their absence with an additional day added to due dates for each day absent.

Daily slideshows contain lesson reviews and detailed instructions/resources for assignments and homework. These are accessible daily via Canvas.

Late work of all kinds is accepted until the end of the grading period with a grade reduction of 10%

Grade Level and Course

MR. DA SILVA

HOW I USE CANVAS:

Parents can find almost everything done in class posted on Canvas.

- 1) Announcements
- 2) The Week
- 3) The Day

HOW I USE FOCUS:

Focus is where student should check grades.

If a grade needs to be improved:

- 1) Find the grade in Focus
- 2) Determine its assigned date
- 3) Go to the Canvas page of that date.
- 4) Complete the missing assignment.

WHEN STUDENTS STRUGGLE:

Organization: Notebook; Canvas; Focus

Motivation: All motivation should come from within.

Comprehension: Canvas pages have support resources.

Absences: Review what is posted in Canvas.


HOMEWORK + ASSESSMENTS:

There will be homework every day that a student attends class with Mr. Silva.

All homework assignments are posted in Canvas.

CONTACT INFORMATION:

 dasilvaeoliveij@pcsb.org

 Message me on Focus messenger!

MAKE UP WORK:

Students can access work through Canvas.

Mr. Silva accepts all late homework for full credit.

8th, Pre-AP World History

MR. ESCALONA

HOW I USE CANVAS:

Under Modules:

- "Absent Work" has all past class journal handouts organized by unit
- "Study Guides": presentations, videos and sources related to upcoming tests.
- "NHD": homework assignments, guides and presentations for anything NHD related

HOW I USE FOCUS:

Any graded assignment posted there.
Click on "Resources" tab for files with assignment description.

Best way to reach out to me.

I send you periodic announcements to keep you on the loop.

WHEN STUDENTS STRUGGLE:

Organization: check FOCUS for what is coming up.

Motivation: break tasks in smaller bits.

Reward yourself.

Comprehension: partner w/ another student

Absences: check absent folder on CANVAS and in the classroom

HOMEWORK + ASSESSMENTS:

Homework:

- Once a week. Q1-Q3 NHD related.
- Paper submission/feedback.

Tests:

- Every 2 units
- 1-2 Learning Checkpoints/quarter (College Board)
- Performance Task/mini essay Q1 & Q3
- Midterm and Final

CONTACT INFORMATION:



escalonasadaf@pcsb.org



Message me on Focus messenger!

MAKE UP WORK:

Posted in CANVAS /MODULES /NHD or ABSENT WORK and in the description of the assignment in FOCUS.

Late submission:

1-7 days: no grade penalty

8-15 days: one grade penalty

16-23 days: two grades penalty

Grade Level and Course

MR. EVANS

HOW I USE CANVAS:

Students will access Canvas to see the daily agenda and homework on the "Modules" page.

Students will access assignments and upload their work on the "Assignments" page. This page has a list of assignments by grading period. Students will upload their work for the assignments on this page as well.

HOW I USE FOCUS:

A student's grades can be tracked on Focus, as well as demerits. Feedback for assignments may also be included. I do not post grades in Canvas. If a student has not turned in an assignment, they will receive a zero percent and a grade of "M" (for missing). The student can still submit the missing assignment for a grade, but the demerits remain.

WHEN STUDENTS STRUGGLE:

Organization: The students use an interactive science notebook in class to keep organized. This includes all notes, labs, activities, and more. Keep ahead of due dates and review often.

Motivation: Everyone will struggle at some point! Communicate with me. I am here to help. Ask questions often.

Comprehension: If you find yourself struggling with some concepts or skills, let me know. I am here for tutoring any morning or afternoon that I can.

HOMEWORK + ASSESSMENTS:

Students will be given homework 2-3 times a week most times. Often it will be to finish something started in class and won't be new assignments. Missing homework will be assigned an "M" for missing and given a zero percent. The missing work can be made up, but the demerits remain.

The students will be notified of classroom tests and quizzes a week ahead of time. They will receive study guides and/or the pages to refer to in their interactive science notebook.

CONTACT INFORMATION:



evanssea@pcsb.org



It is best to email me for communication. Focus becomes full of student contact and messages can be pushed far back. I do not communicate through Canvas.

MAKE UP WORK:

- Always communicate with me and I will help you get caught up!
- Check Canvas for missing assignments and notes.
- Look for the missing page numbers in your interactive notebook and let me know what you need.

Grade Level and Course

MRS. GRETH

HOW I USE CANVAS:

Each day's agenda is posted by the date in Canvas to include all assignments and attachments.

HOW I USE FOCUS:

Grades are entered in Focus within 48 hrs of due date. Late work will be updated once a week (typically Saturday or Sunday mornings)

WHEN STUDENTS STRUGGLE:

Organization: Be sure to record all unfinished assignments in your planner!

Motivation: Have a talk with Mrs. Greth about how the work could be made more interesting to you.

Comprehension: Refer to notes and utilize Khan Academy and Math Antics for additional examples/videos.


Absences: Keep up with work by checking Canvas!

HOMEWORK + ASSESSMENTS:

- HW: Always due the next math class.
- All Unit Tests will be announced 2+ days before the test and a study guide will be provided to prepare for the tests.

CONTACT INFORMATION:

 gretha@pcsb.org

 Message me on Focus messenger!

MAKE UP WORK:

All work will earn 100% credit if turned in by the day of the Unit Test. Any work turned in after the unit test will not receive credit.

Grade Level and Course

MRS. KING

HOW I USE CANVAS:

My Canvas course is organized by subtopics and by dates. My goal is to upload all PowerPoints, rubrics, handouts and assignments in **Canvas**. Some assignments are not turned in on Canvas, but I try to place those dates online for reference. Please check there for special announcements as well.

HOW I USE FOCUS:

Focus dates will mirror dates in **Canvas** and this is where grades will be posted. I try to also list demerits in Focus, but those might not be up to date immediately.

WHEN STUDENTS STRUGGLE:

Organization:

- Check Canvas for rubrics, PowerPoints and copies of handouts you might have lost
- Complete your work prior to the deadline and before the last minute

Motivation:

You may be allowed to create an alternative presentation on some topics, please ask. Students who have been absent or struggle with paper/pen are encouraged to use online options and read aloud options even when paper is suggested. Please take advantage of this opportunity.

HOMEWORK + ASSESSMENTS:

Look for homework in Canvas. It may be assigned once or twice a week. Students should email me in Canvas with questions prior to the due date and allow enough time for my response. For example, questions asked after school is out the night before will not be answered before the work is due at 9 am.

CONTACT INFORMATION:



kingsus@pcsb.org



Message me on Focus messenger!

MAKE UP WORK:

Students who are absent should check **Canvas** for missing work. I do take late work up until a date approximately two weeks before the end of the quarter. This date will be announced. Late work will be deducted 10%. If you see an M in Focus this means I am waiting for the work to be turned in until the close of the opportunity to turn in late work.

Grade Level and Course

MR. PEWITT

HOW I USE CANVAS:

All materials (classwork and homework) is found on Canvas. They are arranged in two separate modules, and in order of time. The Canvas Home Page is useful for general aspects of the class (including finding the 7 Gifted Goals).

HOW I USE FOCUS:

Focus is where the official grades live, as well as any notes or comments about specific grades.

Please check Focus regularly. It is often updated several times a week.

WHEN STUDENTS STRUGGLE:

I strongly recommend students take a moment to see me in class if they are struggling with anything academically or personally.

The best way to reach me for minor grade issues is through Focus or the Inbox on Canvas.


HOMEWORK + ASSESSMENTS:

Homework is assigned once per week. It's found in the Homework Module on Canvas.

Students usually have approximately 1 week to complete their homework. Please make sure parents sign your homework!

CONTACT INFORMATION:

 pewitta@pcsb.org

 Message me on Focus messenger!

MAKE UP WORK:

You have 1 day to make up work for each day you are absent. All make up materials are on Canvas.

Unexcused late work make be turned in for partial credit (1 letter grade per class period late).

Grade Level and Course

MR. STONE

HOW I USE CANVAS:

- Posting homework
- Posting the power points for each standard along with anchor charts
- The Civics resource center which has resources for EVERY Standard

HOW I USE FOCUS:

I grade each student's notebook and G4CE(workbook) the day after we finish a standard. I use comments to explain missing or incomplete work. I use zeros for missing assignments.

WHEN STUDENTS STRUGGLE:

Organization: See my notebook!

Motivation: See me!

Comprehension: CPALMS for review

Absences: Use Mr. Stone's G4CE, Canvas, and the Civics Resource Center

HOMEWORK + ASSESSMENTS:

Homework will typically come out their G4CE or Civics360. Sometimes homework is simply what we did not finish in class.

CONTACT INFORMATION:



Sstonema@pcsb.org



Message me on Focus messenger!

MAKE UP WORK:

Makeup work can be completed using the Canvas powerpoints that I post for each standard and by using my notebook to catch up

ELA Gifted

MS. TRIVISON

HOW I USE CANVAS:

- Work will be assigned and graded in Canvas. Feedback and comments will also be given in Canvas.
- Grades will be transferred to the Focus gradebook usually within 24 hours or less
- If there is no grade, the assignment has not been graded yet.

HOW I USE FOCUS:

- Grades will be transferred into Focus from Canvas.
- Demerits will be recorded in Focus. View comments for a list of missing assignments and due dates.

WHEN STUDENTS STRUGGLE:

Organization: Students should use their planner to write their assignments.

Motivation: Find optimal time to complete work, take frequent breaks and give rewards for completion


Comprehension: Review notes in composition book

Absences: Check Canvas and missing work folder in class.

HOMEWORK + ASSESSMENTS:

- ELA students will have homework most nights and should be writing their homework in their planners.
- Students will have Stem list vocabulary quizzes approximately every two weeks. If student returns study guide signed by parent, they will receive a bonus point on the quiz.

CONTACT INFORMATION:

 Trivisonm@pcsb.org

 Message me on Focus messenger!

MAKE UP WORK:

- Students should submit makeup work the next class period after they return.
- Please contact the teacher if there are extenuating circumstances relating to student absence.

8th grade English I Honors

MRS. TURINI

HOW I USE CANVAS:

Canvas houses EVERYTHING that we do in class: Each ELA module corresponds to the module we are working on, along with the date range. This is where work is submitted, all resources are in here, this is where you will find work when students are out, comments on submitted work, and parents can see what we are doing in class and see their scholar's submitted work.

WHEN STUDENTS STRUGGLE:

Organization: Utilize Canvas for organization; EVERYTHING is in here.


Motivation: Progress Reports are sent out on bi-weekly (or tri-weekly) basis. We use PBIS points and class celebrations.

Comprehension: If students are struggling with a concept they should come to me for help. Sometimes it just needs to be taught a different way.

Absences: Students are responsible for completing the work when they are absent- all of it on Canvas.

CONTACT INFORMATION:

 turinil@pcsb.org

 Message me on Focus messenger!

HOW I USE FOCUS:

- Official grades are in FOCUS
- Make-up/re-do work is submitted to FOCUS
- Communication to parents & students

HOMEWORK + ASSESSMENTS:

Homework is assigned on Monday/Tuesday and is due the following Monday/Tuesday. After HW has been graded and entered into Focus, I don't accept late homework.

Assessments are announced in advance. We have the FAST and District Module Assessments.

MAKE UP WORK:

If there is an "M" in Focus, students can make it up- it MUST be uploaded to FOCUS by the "Last Call" date. I will grade all makeup AND re-do work AFTER the Last Call Date.

The process is the same for work that students want to re-do for a higher grade.